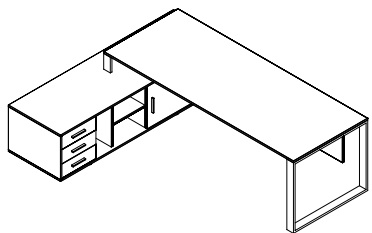
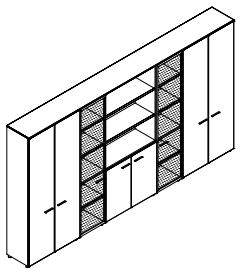
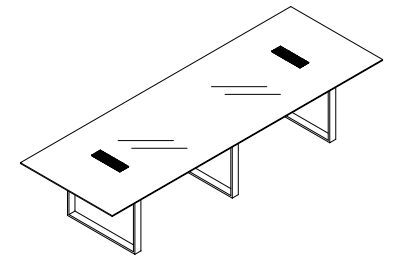
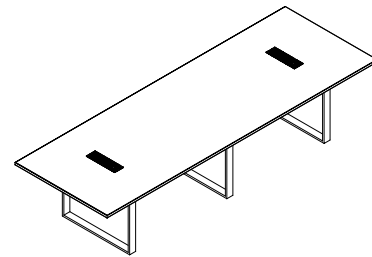
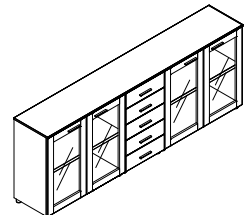


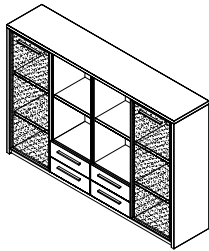
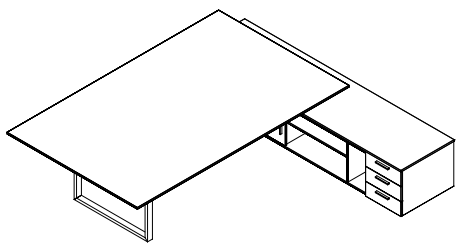
Leader / Leader 60

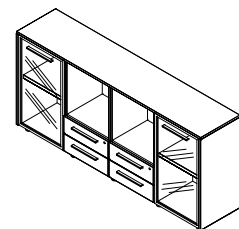
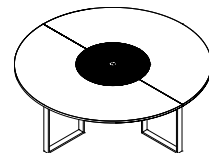
 *Studio Office*


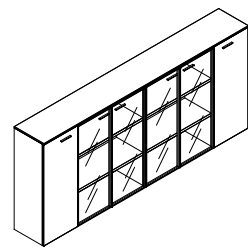
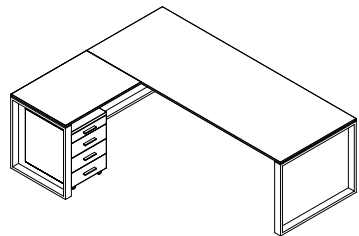
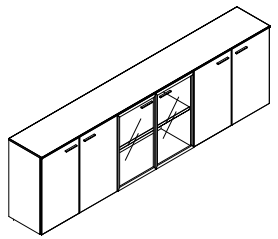


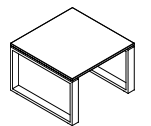
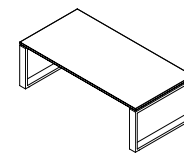
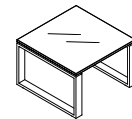
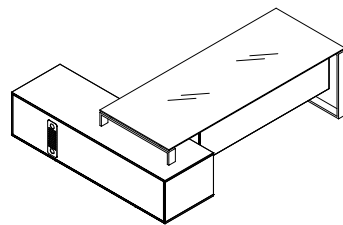
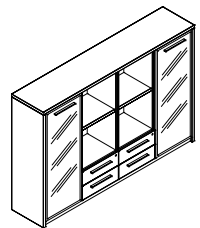


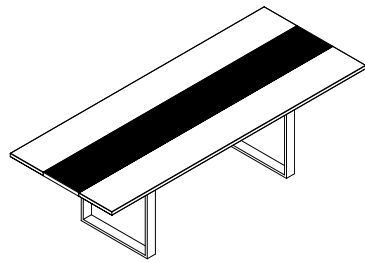
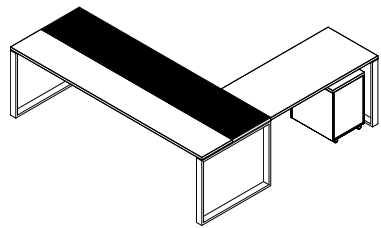
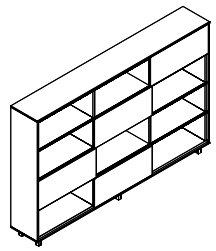


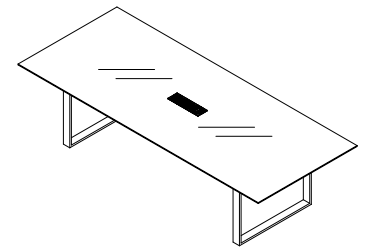
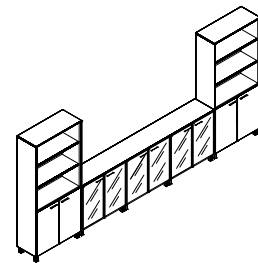
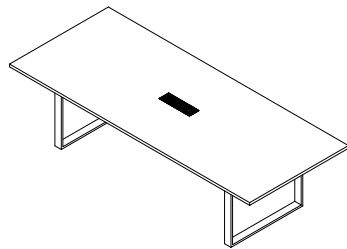


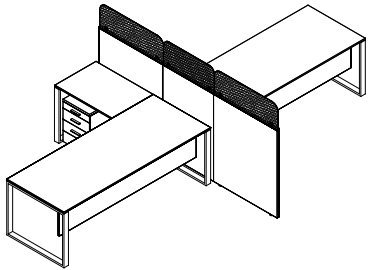
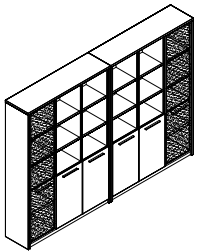


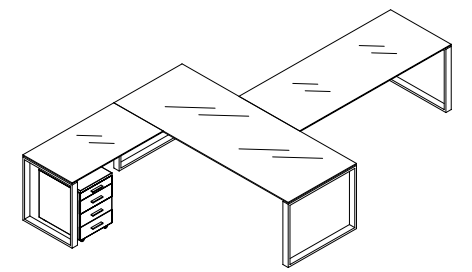


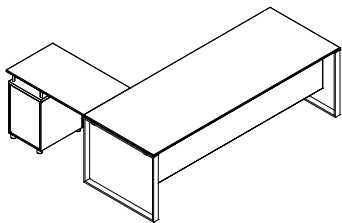
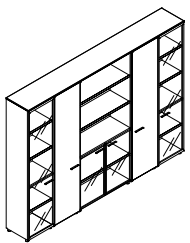


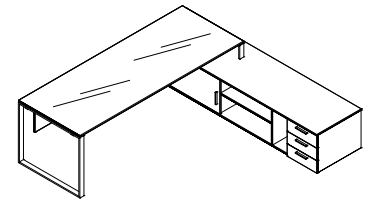



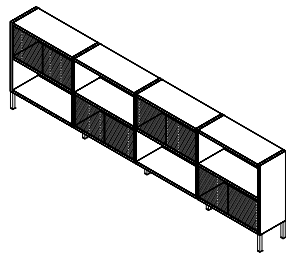
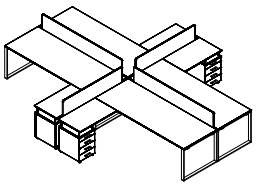


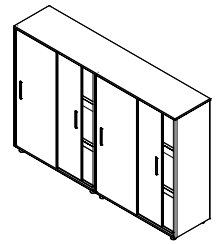
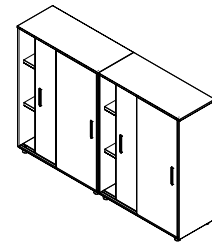
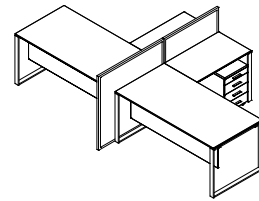












DESKTOPS AND EXTENSIONS TOPS

Available in two types:

- Wood surfaces: made with melamine panels 18mm thick covered with PVC/ABS edging of matching colour. Available in a variety of finishes.
- Glass surfaces: Made in tempered 10mm thick extra-clear glass with rear-lacquered colour finish and with smooth angles. Available in a variety of colour finishes.

DESK AND EXTENSION LEG FRAME

LEADER is made of tubular metal leg (80x15mm) of cross-section and LEADER 60 is made of tubular metal leg (60x15mm), in chrome finish, or coated in epoxy powder in various finishes or framed in wood. Each independent leg is formed into a closed loop shaped. Foot is fitted with leveling adjusters for possible floor abnormalities. The same leg is found resting on the top of the side extension. Available in 3 versions for tops of 90cm, 80cm and 60cm in depth. The 90 and 80cm legs are used for the main leg while the 60cm leg is used for the side extension whenever the storage cabinet type of extension is not needed. It is supplied knock-down, packed in triple-layer cardboard and complete with screws for fixing to the tops.

SIDE EXTENSION

A cabinet type of extension comprising of a set of 3 drawers, a CPU holder with rear ventilation grill and a storage cabinet with optional sliding door. An additional cabinet with a hinged door and magnetic latch, can also be found at the front of the unit, for extra storage. Rests at a height of 60cm from the floor.

TOP CABLE ACCESS

It is found on the top of the cabinet side extension to provide access of the cables from the floor, through the side cabinet to the desk top level. Made in anodized extruded aluminum with satin polished chrome effect, equipped with flap opening door provides access wire management from bay underneath as well as the linear cable path opening with black dust seal brush.

MODESTY PANELS FOR DESKS

Available in wood, made of 18 mm thick melamine-faced chipboard in matching colour with the desk top with PVC edging.

STORAGE UNITS

- The carcass structure is made of 18 mm thick particleboards faced with wax-finish melamine,

available in the standard melamine colour card.

- Four hard plastic foot height-adjusters are available for each cabinet in order to compensate for possible floor abnormalities.
- The doors are made of 18 mm thick particleboards faced with wax-finish melamine and are available in the standard melamine colour card. They are edged with 2 mm-thick PVC/ABS edgebanding material to match the surface.
- All shelves are adjustable ones at increments of 32mm and carry a thickness of 30mm.
- The glass doors are available with clear, frosted or tinted tempered glass finish and come in 3 versions: the first version comes without a frame. The second version comes with a slim aluminum-look frame in silver or chrome finish while the third one comes with a melamine wood-frame available in the standard melamine colour card to match the carcass panels surface.
- All doors come as standard without a lock but a 2-key lock is available upon request.
- All doors can be optionally available with soft closing hinges
- All locks come with interchangeable cylinders and master key as an optional extra
- Door handles are available in black or silver or chrome or transparent finish.

DRAWER UNITS

- The carcass structure is made of 18 mm thick particleboards faced with wax-finish melamine, available in the standard melamine colour card.
- The carcass panels are edged with 0,8mm-thick PVC/ABS edgebanding material to match the surface.
- The drawer fronts are made of 18 mm thick particleboards faced with wax-finish melamine and are available in the standard melamine colour card. They are edged with 2mm-thick PVC/ABS edgebanding material to match the surface.
- The wood drawers feature a central lock with interchangeable cylinder with 2 keys. A master-key is available upon request at an optional extra.
- The runners are made of metal with nylon bearings complete with mechanical extraction stops and self-closing mechanism.
- The drawer units have black nylon double-action heavy-duty castors.

KD FITTINGS

All connections for all the above furniture are carried through a 4-part metal KD fitting. Metal inserts are permanently inserted in the core of the particleboard enabling easier and unlimited easier and unlimited disassembly and re-assembly.

WOOD



3D DARK



3D GREY OAK




3D METALLIC



3D SNOW
White



3D WALNUT
NAPA



BEECH NWT



JOY WALNUT



BLACK




CHERRY S



CHERRY T



DARK HD



ELIA 3D



GREY SAND



3D LIMASSOL
OAC



ARTIC OAK



RIGE ICE



RIGE STONE



3D ASSIA



SILVER



WALNUT
AMATHUS



WALNUT
NICOSIE



WALNUT



WENGE



WHITE OAK



WHITE



OAK KERYNIA

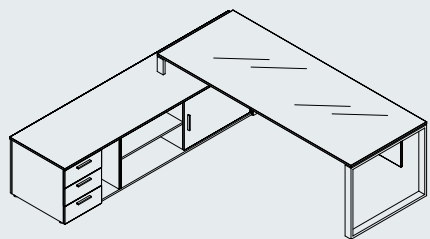


3D SAWN WOOD
KAMBOS

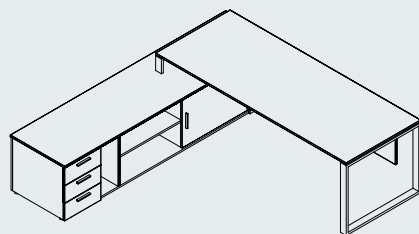


3D PETRA
ROMIOU

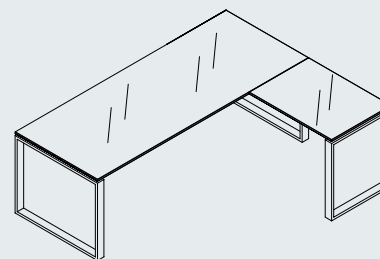
LEADER/LEADER 60 DIMENSIONS



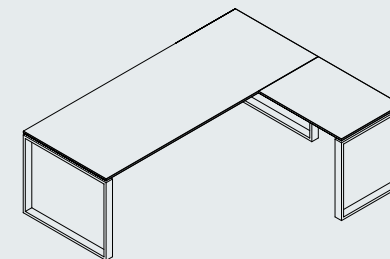
200x180-200-220x76 240x180-200-220x76
220x180-200-220x76 260x180-200-220x76



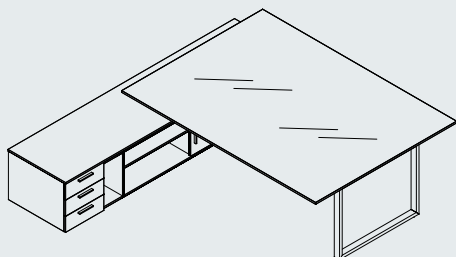
200x180-200-220x76 240x180-200-220x76
220x180-200-220x76 260x180-200-220x76



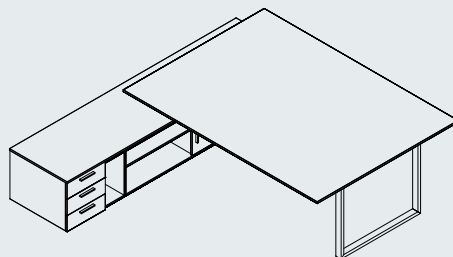
180x160-170-180-190-200-210x76
200x160-170-180-190-200-210x76
220x160-170-180-190-200-210x76
240x160-170-180-190-200-210x76



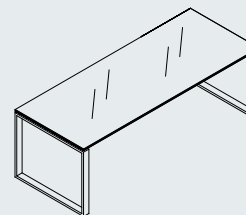
180x160-170-180-190-200-210x76
200x160-170-180-190-200-210x76
220x160-170-180-190-200-210x76
240x160-170-180-190-200-210x76



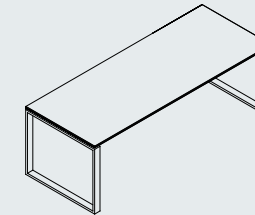
200x280x76 240x280x76
220x280x76



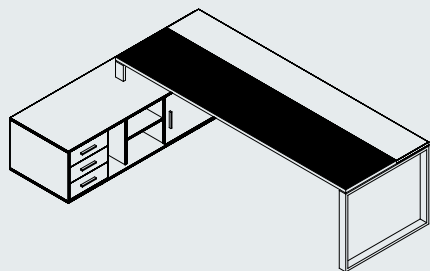
200x280x76 240x280x76
220x280x76



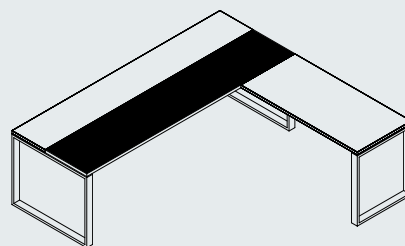
180x80-90x76 220x80-90x76
200x80-90x76 240x80-90x76



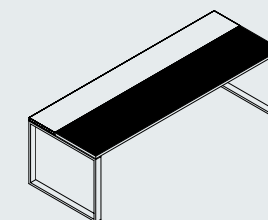
180x80-90x76 220x80-90x76
200x80-90x76 240x80-90x76



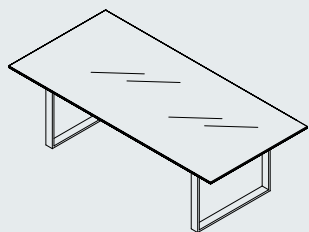
200x180-200-220x76 240x180-200-220x76
220x180-200-220x76 260x180-200-220x76



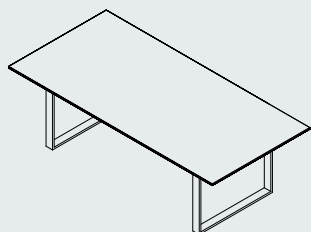
180x160-170-180-190-200-210x76 220x160-170-180-190-200-210x76
200x160-170-180-190-200-210x76 240x160-170-180-190-200-210x76



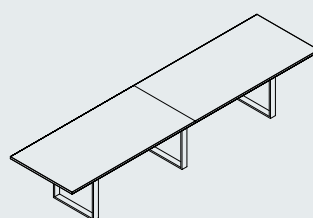
180x80-90x76 220x80-90x76
200x80-90x76 240x80-90x76



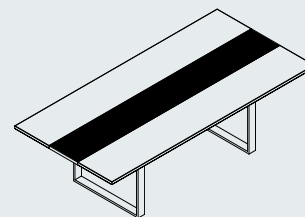
200x100-120-130
250x100-120-130
300x100-120-130



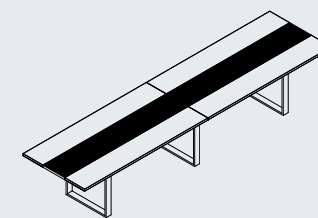
200x100-120-130
250x100-120-130



400x100-120-130
500x100-120-130



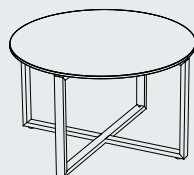
200x100-120-130
250x100-120-130
300x100-120-130



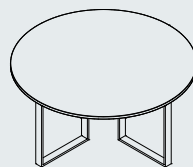
400x100-120-130
500x100-120-130



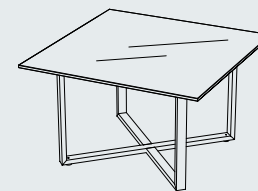
120Φx76 140Φx76
130Φx76 150Φx76



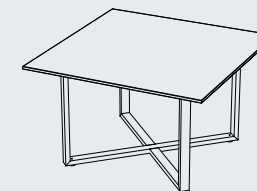
120Φx76 140Φx76
130Φx76 150Φx76



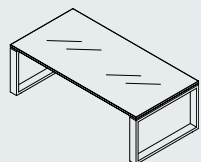
160Φx76 180Φx76
170Φx76



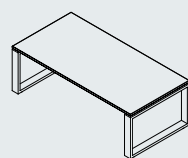
120x120x76 140x140x76
130x130x76 150x150x76



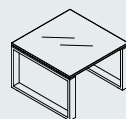
120x120x76 140x140x76
130x130x76 150x150x76



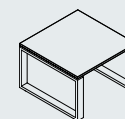
100x60x40



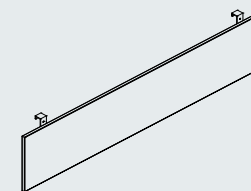
100x60x40



60x60x40



60x60x40



120x37x1,8 180x37x1,8 240x37x1,8
140x37x1,8 200x37x1,8
160x37x1,8 220x37x1,8

Takis Charalambous & Co Ltd.

Head Office & Main Showroom:

19 Vyzantiou Str., 2064 Nicosia-Cyprus,
Tel: +357 22874444, Fax: +357 22495460,
Email: sales@takis.com

Factory & Stores:

Ergates Industrial Area, 2643 Nicosia-Cyprus,
Tel: +357 22621419, Fax: +357 22623007,
Email: operations@takis.com

Mailing / Web:

P.O.Box 28739, 2082 Nicosia-Cyprus,
<http://www.takis.com>

